


TOPO STONE

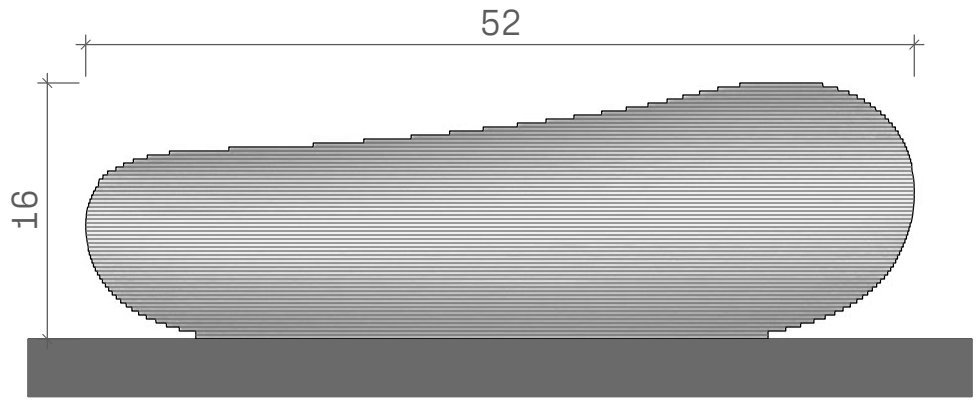
42x52




01 PLAN VIEW
SCALE: 1" = 1' - 0"



03 PERSPECTIVE VIEW
SCALE: NA



02 SIDE SECTION
SCALE: 1" = 1' - 0"



3261 National Ave
San Diego, CA 92113
t: +1 888 710 1026
www.lumacast.com

PROJECT INFORMATION

PROJECT:
LUMACAST LIVING
TOPO STONE

DESIGNER:
LUMACAST

DRAWING INFORMATION

DRAWING PACKAGE:
2D SHOP DRAWINGS
SHEET CONTENTS:

MORE INFORMATION



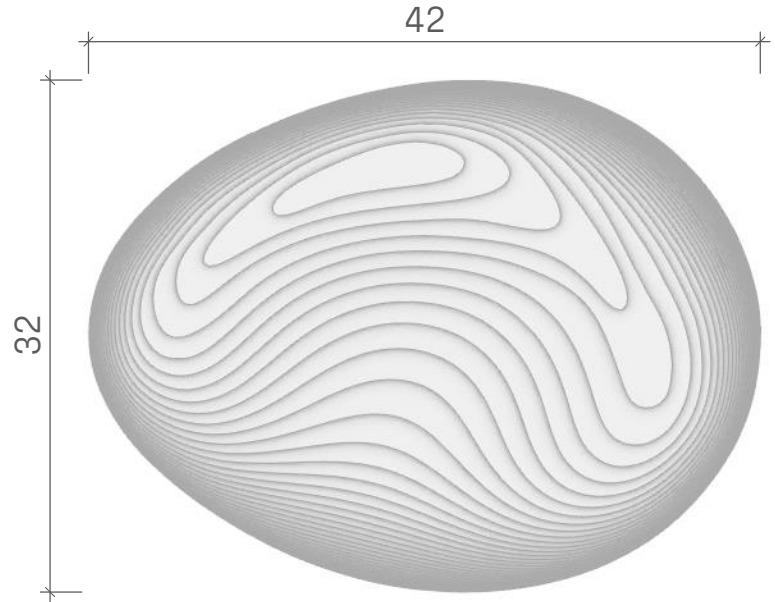
SCAN TO LEARN MORE

AUTHOR	AUTHOR
EGI	05/23

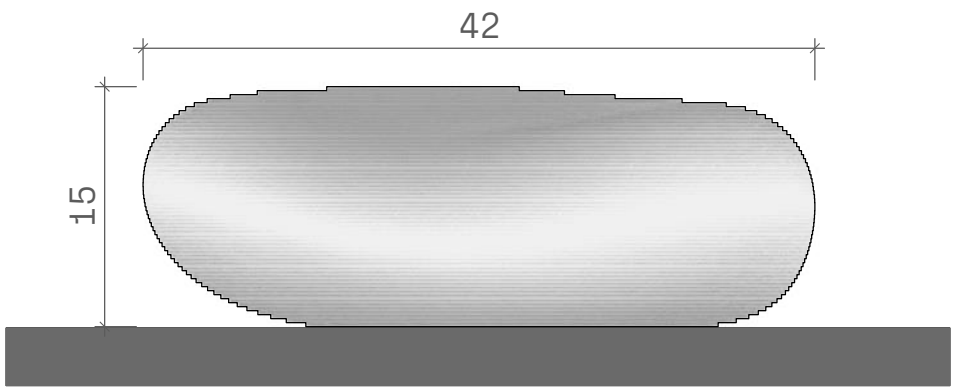
TS.1
SHEET NO

TOPO STONE

32x42



01 PLAN VIEW
SCALE: 1" = 1' - 0"



02 SIDE SECTION
SCALE: 1" = 1' - 0"



03 PERSPECTIVE VIEW
SCALE: NA



LUMACAST

3261 National Ave
San Diego, CA 92113
t: +1 888 710 1026
www.lumacast.com

PROJECT INFORMATION

PROJECT:
LUMACAST LIVING
TOPO STONE

DESIGNER:
LUMACAST

DRAWING INFORMATION

DRAWING PACKAGE:
2D SHOP DRAWINGS
SHEET CONTENTS:

MORE INFORMATION



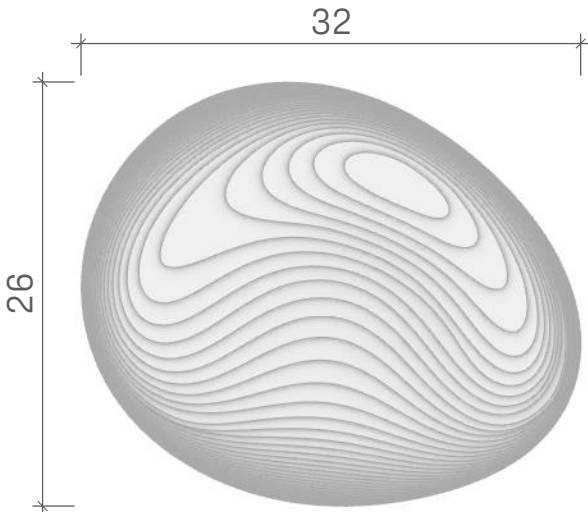
SCAN TO LEARN MORE

AUTHOR	AUTHOR
EGI	05/23

TS.2
SHEET NO

TOPO STONE

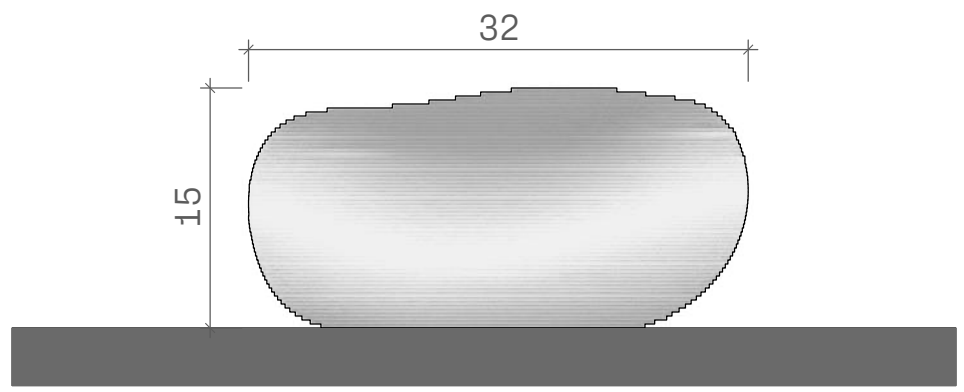
32x26



01 PLAN VIEW
SCALE: 1" = 1' - 0"



03 PERSPECTIVE VIEW
SCALE: NA



02 SIDE SECTION
SCALE: 1" = 1' - 0"



LUMACAST

3261 National Ave
San Diego, CA 92113
t: +1 888 710 1026
www.lumacast.com

PROJECT INFORMATION


PROJECT:
LUMACAST LIVING
TOPO STONE

DESIGNER:
LUMACAST

DRAWING INFORMATION

DRAWING PACKAGE:
2D SHOP DRAWINGS
SHEET CONTENTS:

MORE INFORMATION



SCAN TO LEARN MORE

AUTHOR	AUTHOR
EGI	05/23

TS.3
SHEET NO